

ZW-7 series

HITACHI

Reliable solutions

ZW220



WHEEL LOADER

Model code : ZW220-7

Engine maximum power : 157kW/210hp (ISO14396)

Operating weight : 18 190 – 19 450 kg

Bucket ISO heaped : 2.8 – 10.0 m³

You're in control

You're at the heart of Hitachi's design for its latest range of wheel loaders. To continuously improve on previous generation machines, we've focused on enhancing your experience in the cab as an operator.

We've considered the challenges you face as the owner of a successful business. And we've zoomed in on the ways in which we can support you over the life cycle of your machine.

By putting you at the heart of the ZW-7 range, we invite you to take control – over your workspace and your fleet. And by working in partnership, we will help you to create your vision.



Inside



In control of your business

8. Improve your profit



In control of your comfort

10. Feel the difference



In control of your environment

12. Increase your safety



In control of your assets

14. Boost your uptime



In control of your fleet

16. Manage your machine



In control of your uptime

18. Protect your investment




In control of your performance


20. Customise your machine

Complete control

The new ZW-7 range of wheel loaders puts you firmly in control, so you can feel assured of your machine's performance, and supported by the technological expertise and services that Hitachi provides.



The cab interior provides a comfortable working environment.



Integrated console and seat suspension gives a greater sense of control and seat-mounted electric control levers reduce fatigue.



Visibility of the job site is excellent thanks to the Aerial Angle® camera system (optional) and new LCD monitor.



Safety is enhanced by the rear obstacle detection and warning system (optional).



Approach speed control maximises fuel efficiency on loading operations.



The payload checker helps you work more productively and accurately when loading trucks.



The ECO gauge on the monitor indicates how to lower fuel consumption and reduce costs.



ConSite Pocket app allows you to manage and monitor your fleet remotely.



Options such as Hitachi ground engaging tools enable you to enhance the performance of your wheel loader.



Maintenance is quick and easy due to improved access to components and anti-clogging radiators.



Higher engine output at lower engine RPM increases performance.



Control zone

Enhanced comfort and safety features are at your fingertips in the refined cab of ZW-7 wheel loaders, giving you the power to perform productively, with ease and reduced fatigue.

- ① **Seat-mounted electric control levers** help to reduce fatigue.
- ② **Multifunction or finger-type control lever** options to suit your preference.
- ③ **Integrated console and seat suspension** gives a greater sense of control.
- ④ **USB power supply and smartphone holder** helps you stay connected.
- ⑤ **Armrest-Integrated sub monitor controller** provides fast access to main functions.
- ⑥ **Ergonomically designed adjustable armrest** so you can work comfortably.
- ⑦ **User-friendly storage space** keeps your workspace tidy and clutter-free.
- ⑧ **Heated heavy duty seat** with horizontal suspension.
- ⑨ **Drinks holder** is easy to detach for cleaning.
- ⑩ **Joystick Steering System** (optional) provides exceptional control.
- ⑪ **Anti-slip steering wheel** for effortless operation.
- ⑫ **3.5" colour liquid crystal display** in the front dashboard is easy to view.
- ⑬ **Spacious cab** gives you a pleasant working environment.
- ⑭ **Panel switch integrated functions** are user-friendly.
- ⑮ **Electrically adjusted mirrors switch** is easy to use.
- ⑯ **High-resolution 8" monitor** is easy to use and navigate.
- ⑰ **Bluetooth®** for hands-free calls and DAB+ radio for music while you work. Audio is easily controlled.



Operation is easy with ergonomically designed controls and switches.



All commonly used functions can be selected at a glance using the side panel switch.



Improve your profit

The success of your business depends on the reliability and efficiency of your construction machinery. With Hitachi's latest ZW-7 wheel loaders, you can count on the highest quality, the ultimate in operating comfort and reduced running costs – all of which will have a positive impact on your bottom line.

You can look forward to increasing your profits thanks to the impressive fuel economy and efficient operation of these Stage-V compliant machines. The new ZW220-7 delivers further reductions in fuel consumption and greater efficiency with features such as approach speed control. This allows operators to control the travelling speed on short loading operations, which results in less fuel consumption.

Another way for your operators to control fuel efficiency – and reduce costs – is by using the all-new ECO gauge. This is clearly visible on the multifunctional colour LCD 3.5" monitor.

Your operators can also work more productively and accurately thanks to the payload checker. This enables them to keep track of load weights in real time on the monitor and find out how much material is in the bucket or truck. The display shows when the bucket or truck is overloaded, so you can adjust the final load to achieve target capacity.



Work more productively and accurately using the payload checker.



The ECO gauge helps to deliver better fuel consumption.



Approach speed control maximises efficiency.



In control of your comfort



Feel the difference

Hitachi's redesigned, state-of-the-art ZW-7 cab gives you the perfect working environment. The ultra-spacious ZW220-7 offers you an industry-leading, first-class cab with the ultimate in comfort and quality, as well as some of the lowest noise and vibration levels in the market.

Feel the difference with the synchronised motion of the seat and console, and seat-mounted electric control levers, which have been designed to ensure you feel less tired at the end of the working day.

Easy operation comes with the ergonomic design of the multifunction lever, the anti-slip steering wheel and the adjustable armrest with integrated controller. You can navigate quickly through the menu on the 8" LCD monitor with the sub monitor controller. The hi-res screen is also easier to view, and the refreshed layout offers a clear display and desirable functionality.

With more storage for your personal belongings, such as your coat, smartphone and drink, you'll feel instantly relaxed and ready for your shift. Practical functions of the joystick steering system, such as wiper and horn, will make your working day effortless and enjoyable.

You're in control with a spacious, tidy and enjoyable working environment.



The cab has ample space for your belongings.



The LCD monitor is easy to view with hi-res screen.



Ergonomically placed sub monitor controller provides easy access.



Increase your safety

Your ability to work safely is vital, not only for your own wellbeing, but also for the successful completion of any project. To protect yourself and your machine from potential hazards, the new Hitachi ZW-7 wheel loaders give you a superior view of your surroundings, so you can see the job site from all angles.

The visibility you enjoy from the cab includes an exceptional 270-degree bird's-eye view with the Aerial Angle® camera system. You can choose from two image options to view the machine's immediate environment, which enables you to control your own safety – as well as that of those around you.

The rear obstacle detection system also enhances safety on the job site, with real-time speed, machine position status and large detection zone.

To help you to work more confidently and efficiently, even in the most challenging of conditions, ZW-7 wheel loaders are fitted with some impressive new features. From the LED work lights (in two variants: standard 1200lm and high brightness 4200lm) and roller sunshade, you'll have the visibility you need when it matters most.



Aerial Angle®

Control your safety with the 270-degree view Aerial Angle® camera system.



Electrically adjusted mirrors provide a clear rear view.



Rear obstacle detection system enhances safety on the job site.



Choose between different image layouts to suit your working environment.



LED work lights improve visibility in challenging conditions.



Daily inspection reminders make life easier for operators.



Easy maintenance features minimise downtime.



Intelligent fan operation system prevents radiators clogging.



Engine cover enables convenient access for daily inspections.



Hitachi wheel loaders are tested rigorously to ensure high levels of durability.

In control of your assets



Boost your uptime

Completing a project on time and on budget depends on the ability of your construction equipment to perform all day, every day. That's why Hitachi owners have profited from generations of ultra-reliable and durable machinery – and the ZW-7 range is no exception.

The latest Hitachi wheel loaders have been built to last, so that you can remain in complete control of your assets. They have been tested rigorously and continuously at dedicated facilities in Japan with the goal of significantly boosting your uptime.

As a result, several unique durability-enhancing components have been fitted to the latest Stage-V compliant machines. The axle overheat prevention system on the monitor warns your operator of high brake loads. And the intelligent fan operation system prevents radiators from clogging by adjusting the periodic intervals of the automatic reversible fan electronically.

Downtime is minimised by the priority given to easy maintenance features, such as anti-clogging radiators, which save you time and money.



The alerts on the ConSite Pocket App provide real-time information.



A wide range of data on Global e-Service enhances efficiency.




Monitoring the performance of your wheel loader ensures exceptional reliability.

Manage your machine

Hitachi offers a wide range of after-sales services to help you feel in total control of your fleet and workload. These initiatives give you access to vital data and tools to manage your machine.

Remote monitoring systems Owner's Site and ConSite send operational data daily via GPRS or satellite from your wheel loader to www.globaleservice.com. This includes: ratios of operating hours to enhance efficiency; fuel consumption to manage running costs; and machine location for planning purposes. ConSite summarises the information in a monthly email.

The ConSite Pocket App sends you real-time alerts for issues arising with your machine. You'll receive recommendations on what to do and step-by-step help guides. The app also enables you to see the location of your fleet.



Hitachi offers a wide range of after-sales services for planning maintenance and managing running costs.



Minimise downtime with Hitachi Genuine Parts.



HELP extended warranties and service contracts provide optimal performance.



Hitachi Premium Rental enables you to pay as you earn.



Hitachi provides the highest level of technical support.

In control of your uptime



Protect your investment

If your machine will be working in severe conditions, or you want to minimise repair costs, you can take advantage of a unique extended warranty programme called HELP (Hitachi Extended Life Program) and comprehensive service contracts. These can help to optimise performance, reduce downtime and ensure a higher resale value.

We apply the same technological expertise to our wide range of high-quality parts as we do our machines. As a result, you can minimise unscheduled downtime and ensure maximum availability.

The parts range includes Hitachi Genuine Parts, Performance Parts, filters, undercarriages, and remanufactured components. We also offer ground engaging tools and buckets, which have been manufactured to the same exacting standards.

As your business grows, you may need to extend your fleet to meet the demands of new contracts. Why not try before you buy with the Hitachi Premium Rental programme? This gives you immediate access to ZW-7 wheel loaders for a period of one month to a year.

Along with the reliability, quality and service you would expect from the Hitachi brand, Hitachi Premium Rental offers flexible contracts and fixed costs that make it easier for you to budget.



Customise your machine

Designed to work in perfect harmony with your wheel loader, Hitachi's durable buckets and robust ground engaging tools (GET) will increase your profit by maximising productivity and uptime. Manufactured to the same high standards as all Hitachi construction equipment, they offer unrivalled reliability, exceptional performance and peace of mind that you are getting the most from your Hitachi machine.

The right bucket for the job

You can increase the versatility of your wheel loader by choosing the right bucket for the job. For loading light materials or heavy-duty work, Hitachi buckets can be customised to meet your needs. You have a wide range of options to choose from – including general purpose, rock, high dump and light material buckets – and selectable options such as types of floors and spill guards, side cutter shapes, side wear plates and wear parts are also available. The ISO quick coupling system makes it easy for you to quickly connect Hitachi buckets to your wheel loader.

Enhanced digging power

You can enhance the digging power and productivity of your wheel loader with Hitachi GET. Quick and safe to install and replace, they fit precisely to your attachments and can be tailored to suit the task. Using Hitachi GET can reduce your maintenance costs and downtime, lower fuel consumption and enhance the overall performance of your machine.





Create your vision

In control of your world

With extensive expertise in designing and manufacturing wheel loaders, as well as a 50-year heritage in producing hydraulic excavators and a reputation as the industry's leading mining machine manufacturer, the Hitachi network will give you access to a range of exceptional construction equipment.

Like the new ZW-7 wheel loaders, Hitachi excavators, rigid dump trucks, and special application machines incorporate advanced technology and pioneering expertise. This is inspired by parent company Hitachi Ltd, which was founded on the philosophy to make a positive contribution to society through technology.

In addition to the latest products made at state-of-the-art facilities and built to the highest quality standards, you'll have the support of our experienced engineers and dedicated dealer personnel. You'll also benefit from market-leading services and initiatives, such as Premium Rental and Premium Used, which have been created to enhance your experience as a Hitachi customer.

Whatever vision you wish to create, Hitachi has the product, people, solutions and services you need to make it become a reality – and empower you to take control of your world.



EH dump trucks and EX ultra-large excavators



Special application excavators



Zaxis medium excavators



Zaxis mini excavators